

## Index

Listings Available for Sale	.....	page 2
Listings Available For Lease	.....	page 3-6
Warehouses	.....	page 3 - 4
Warehouses / Office	.....	page 5-6

## Contact Information

Reshma Parvani	(305) 342-9576
Vishal Parvani	(786) 205-5579
Sanjeet Parvani	(305) 772-5721
Office Phone	(305) 477-2084

Reshma Parvani: 305.342.9576 | Vishal Parvani: 786.205.5579  
Sanjeet Parvani: 305.772.5721 | Office: 305.477.2084

Availability List

For Sale

Office Condo

Address Available SF Office SF Price Comments



2470 NW 102 Place, Suite 203

2,029

\$849,000




6 Private Office & Bullpen Area  
Reception Area  
Conference Room W LED Lighting  
Marble Flooring  
Security Cameras

[www.parvanigroup.net](http://www.parvanigroup.net)

Note: This offering subject to errors, omissions, prior sale or withdrawal without notice

## For Lease

### Warehouses

	Address	Available SF	Office SF	Price	Comments
	<b>11440 NW 122 Street, Suite 500-800*</b>  Sublease term -March 31, 2026 <b>* Sublease</b>	79,590		\$17.00 PSF Gross  Plus FL Sales Tax	23 Dock Doors  32' Clear Height 3 Phase Heavy Power T-5 Lighting
	<b>11430 NW 122 Street, Suite 800*</b>  Sublease term -March 31, 2027 <b>* Sublease</b>	70,960		\$17.00 PSF Gross  Plus FL Sales Tax	20 Dock Doors  32' Clear Height 200' Shared Truck Court 54' x 50' Column Spacing T-5 Lighting
	<b>2260 NW 114 Avenue</b>  <a href="#">CLICK HERE FOR VIDEO TOUR</a>	33,589	4,223	\$25.00 PSF  Plus FL Sales Tax	5 Dock High Doors + 1 Ramp 3-Phase Power 2 Big Ass Fans Electric Forklift Charging Station Racks Included 26' Ceiling Height

## For Lease

### Warehouses



2797 NW 105 Avenue

28,331

6,000

\$19.95 PSF  
Plus FL Sales Tax

20.5' Ceiling Height  
6 Dock Doors + 1 Concrete Ramp  
Fully-Racked Wh With 2 Big Ass Fans  
3-Phase Power  
26+ Parking Spaces

[CLICK HERE FOR VIDEO TOUR](#)



3301 NW 107 Avenue

28,000

\$39.00 PSF NN  
Plus FL Sales Tax

40,000 AMP Heavy Power  
320 Parking Spaces  
FLEX Space - WH Fully A/C'D

[CLICK HERE FOR VIDEO TOUR](#)



11305 NW 122 Street

10,000-28,000

Can be made  
Available

\$16.00 PSF  
Plus FL Sales Tax

Class A Warehouse  
5 Dock Doors  
30' Clear Height  
ESFR Fire Supression System  
Racks Included



8299 NW 30 Terrace

24,140

4,000

\$19.50 PSF  
Plus FL Sales Tax

3 Dock High Doors + 1 Ramp  
3-Phase Power  
22' Ceiling Height  
30 Parking + 2 Handicap Spaces  
1,000 Gallon Generator

Reshma Parvani: 305.342.9576 | Vishal Parvani: 786.205.5579  
Sanjeet Parvani: 305.772.5721 | Office: 305.477.2084

## Availability List

### For Lease

#### Warehouse/ Office



2701 NW 107 Avenue

17,588

2,500

\$32.00 PSF  
Plus FL Sales Tax

~3,500 SF Freezer / ~3,580 SF Cooler  
4 Dock Doors / 1 Ramp  
25' Ceiling Height  
32 Paking Spaces  
Showroom



2330 NW 102 Place

6,547

2,000

\$20.50 PSF  
Plus FL Sales Tax

Available July 2025

1 Conference Room  
3 Restrooms  
1 Recessed Truck Well  
22' Ceiling Height  
3-Phase Power



2020 NW 129 Ave, Suite 205

6,974

1,085

\$22.00 PSF  
Plus FL Sales Tax

Available August 2025

3 Dock High Doors  
24' Ceiling Height  
1,114 SF of Mezzanine



3041 NW 82 Avenue

3,600

\$19.00 PSF Gross  
Plus FL Sales Tax

Fully Air-Conditioned  
1 Street Level Door  
Pallet Jack and Forklift Included  
2 Bathroom/1 Shower



9667 NW 33 Street

3,947

\$40.00 PSF Gross  
Plus FL Sales Tax

3,078 Refrigerated/ Cooler Space  
896 SF Dry Sapce  
3 Dock High Doors  
24' Ceiling Height

[www.parvanigroup.net](http://www.parvanigroup.net)

Note: This offering subject to errors, omissions, prior sale or withdrawal without notice

## For Lease

### Warehouse/ Office



3300 NW 112 Avenue Unit #13

3,000

3,000 on 2nd Floor

\$19.00 PSF

3 Private Office

Conference Area

Additional Space Options Available

100-500 SF

Starting at \$1,000/m

Large Bluepen Area



9400 NW 58 Street\*

2,907

\$55.00 PSF NNN  
+ CAM \$11.00 PSF

Reseption Area + 4 Exam Rooms

15 Parking Spaces

\*Sublease

1 Laundry Room + 12 Sinks

Heavery Power



1970 NW 129 Avenue, #107

~2,400 -3,700  
SHARED SPACE

Option 1: \$25 PSF +  
Sales Tax

1 DOCK HIGH DOOR

Option 1: 2,500 SF

OFFICE/SHOWROOM ON 1st FLOOR

~ 1,200 SF WAREHOUSE

Option 2: \$22 PSF +  
Sales Tax

OPTION 2: ~ 1,000 SF OFFICE ON 2nd  
FLOOR

~ 1,200 SF WAREHOUSE



13437 NW 19th Lane\*

1,008

1,008

\$22.00 PSF

Open layout with 2 Private Office

3 Parking Spaces +Ample Parking

Adjacent the Fence

Restroom

Sublease term - Nov 30, 2027

\*Sublease

