

## Index

Listings Available for Sale	.....	page 2
Listings Available For Lease	.....	page 3-6
Warehouses	.....	page 3 - 4
Warehouses / Office	.....	page 5-6

## Contact Information

Reshma Parvani	(305) 342-9576
Vishal Parvani	(786) 205-5579
Sanjeet Parvani	(305) 772-5721
Office Phone	(305) 477-2084

Reshma Parvani: 305.342.9576 | Vishal Parvani: 786.205.5579  
Sanjeet Parvani: 305.772.5721 | Office: 305.477.2084

## Availability List

### For Sale

#### Office Condo



2470 NW 102 Place, Suite 203

2,029

\$849,000

6 Private Office & Bullpen Area  
Reception Area  
Conference Room W LED Lighting  
Marble Flooring  
Security Cameras



1890 NW 97TH Ave

14,110

1,904

\$5,500,000




18 On Site Parking Spaces  
3 Dock Doors  
19-20' Clear Ceiling Height  
4 Restroom (2 With Showers)

[www.parvanigroup.net](http://www.parvanigroup.net)

Note: This offering subject to errors, omissions, prior sale or withdrawal without notice

## For Lease

### Warehouses

	Address	Available SF	Office SF	Price	Comments
	<b>11440 NW 122 Street, Suite 500-800*</b>  Sublease term -March 31, 2026 <b>* Sublease</b>	79,590		\$17.00 PSF Gross  Plus FL Sales Tax	23 Dock Doors  32' Clear Height 3 Phase Heavy Power T-5 Lighting
	<b>11430 NW 122 Street, Suite 800*</b>  Sublease term -March 31, 2027 <b>* Sublease</b>	70,960		\$17.00 PSF Gross  Plus FL Sales Tax	20 Dock Doors  32' Clear Height 200' Shared Truck Court 54' x 50' Column Spacing T-5 Lighting
	<b>2260 NW 114 Avenue</b>  <a href="#">CLICK HERE FOR VIDEO TOUR</a>	33,589	4,223	\$19.50 PSF NNN  Plus FL Sales Tax	5 Dock High Doors + 1 Ramp 3-Phase Power 2 Big Ass Fans Electric Forklift Charging Station Racks Included 26' Ceiling Height

## For Lease

### Warehouses



3301 NW 107 Avenue

28,000

\$39.00 PSF NN  
Plus FL Sales Tax

40,000 AMP Heavy Power  
320 Parking Spaces  
FLEX Space - WH Fully A/C'D

[CLICK HERE FOR VIDEO TOUR](#)



11305 NW 122 Street

10,000-28,000

Can be made  
Available

\$16.00 PSF  
Plus FL Sales Tax

Class A Warehouse  
5 Dock Doors  
30' Clear Height  
ESFR Fire Suppression System  
Racks Included



8299 NW 30 Terrace

24,140

4,000

\$19.50 PSF  
Plus FL Sales Tax

3 Dock High Doors + 1 Ramp  
3-Phase Power  
22' Ceiling Height  
30 Parking + 2 Handicap Spaces  
1,000 Gallon Generator



2701 NW 107 Avenue

17,588

2,500

\$29 PSF  
PLUS PROPERTY  
TAX & FL SALES TAX

~3,500 SF Freezer / ~3,580 SF Cooler  
4 Dock Doors / 1 Ramp  
25' Ceiling Height  
32 Parking Spaces  
Showroom

[www.parvanigroup.net](http://www.parvanigroup.net)

Note: This offering subject to errors, omissions, prior sale or withdrawal without notice

Reshma Parvani: 305.342.9576 | Vishal Parvani: 786.205.5579  
Sanjeet Parvani: 305.772.5721 | Office: 305.477.2084

## Availability List

### For Lease

#### Warehouse/ Office



2525 Davie Road\*

8,000-10,000

500

\$28PSF  
Plus FL Sales Tax

28' Ceiling Height  
5 Dock High Doors & 1 amp  
LL would consider providing 3PL  
Services

\*Sublease Through June 2028



2330 NW 102 Place

6,547

2,000

\$20.50 PSF  
Plus FL Sales Tax

1 Conference Room  
3 Restrooms  
1 Recessed Truck Well  
22' Ceiling Height  
3-Phase Power

Available July 2025



2020 NW 129 Ave, Suite 205

6,974

1,085

\$22.00 PSF  
Plus FL Sales Tax

3 Dock High Doors  
24' Ceiling Height  
1,114 SF of Mezzanine

Available August 2025



9667 NW 33 Street

3,947

\$40.00 PSF Gross  
Plus FL Sales Tax

3,078 Refrigerated/ Cooler Space  
896 SF Dry Space  
3 Dock High Doors  
24' Ceiling Height

[www.parvanigroup.net](http://www.parvanigroup.net)

Note: This offering subject to errors, omissions, prior sale or withdrawal without notice

## For Lease

### Warehouse/ Office



3300 NW 112 Avenue Unit #13

3,000

3,000 on 2nd  
Floor

\$19.00 PSF

3 Private Office

Conference Area

Additional Space Options Available

100-500 SF

Starting at  
\$1,000/m

Large Bluepen Area



1970 NW 129 Avenue, #107

~2,400 -3,700  
SHARED SPACE

Option 1: \$25 PSF +  
Sales Tax

Option 2: \$22 PSF +  
Sales Tax

1 DOCK HIGH DOOR

Option 1: 2,500 SF  
OFFICE/SHOWROOM ON 1st FLOOR  
~ 1,200 SF WAREHOUSE

OPTION 2: ~ 1,000 SF OFFICE ON 2nd  
FLOOR  
~ 1,200 SF WAREHOUSE

Heavery Power

